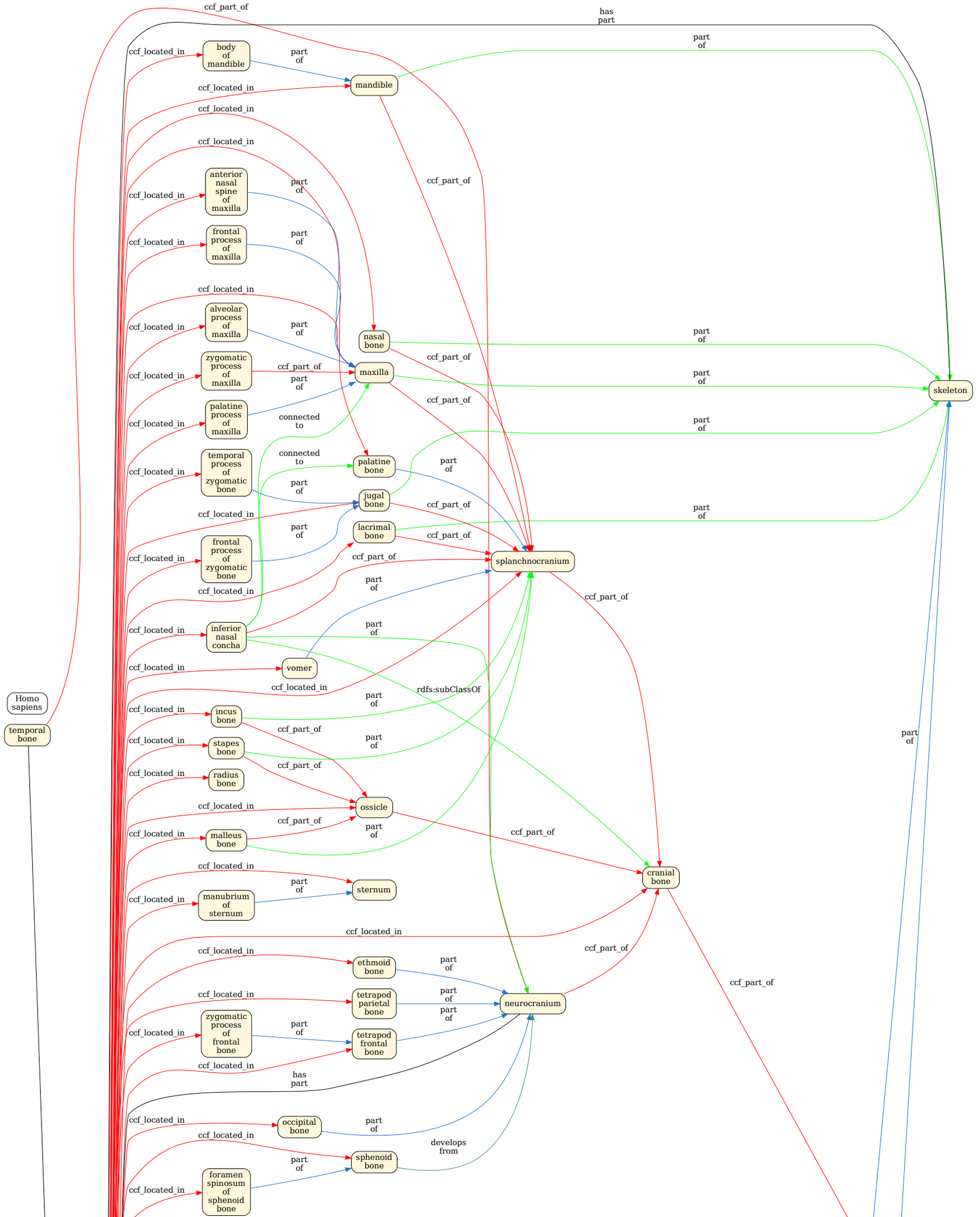
Homo sapiens
temporal bone
body of mandible
mandible
anterior nasal spine of maxilla
frontal process of maxilla
alveolar process of maxilla
zygomatic process of maxilla
palatine process of maxilla
temporal process of zygomatic bone
frontal process of zygomatic bone
inferior nasal concha
vomer
nasal bone
maxilla
palatine bone
jugal bone
lacrimal bone
splanchnocranium
skeleton
incus bone
stapes bone
radius bone
ossicle
malleus bone
cranial bone
manubrium of sternum
sternum
ethmoid bone
tetrapod parietal bone
zygomatic process of frontal bone
tetrapod frontal bone
neurocranium
occipital bone
sphenoid bone
foramen spinosum of sphenoid bone
ccf_part_of
ccf_located_in
has part
part of
connected to
rdfs:subClassOf
develops from

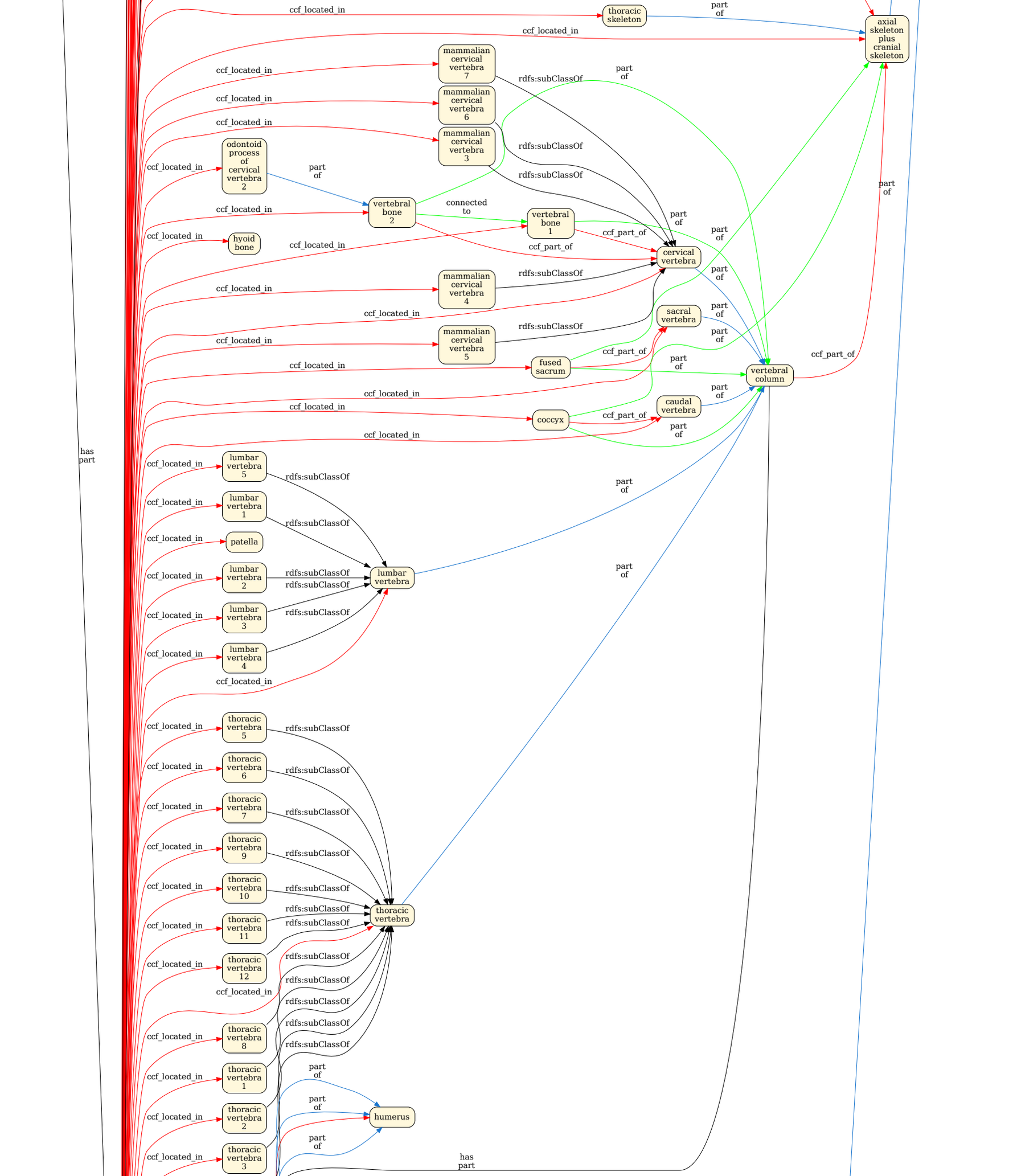
thoracic skeleton
axial skeleton plus cranial skeleton
mammalian cervical vertebra 7
mammalian cervical vertebra 6
mammalian cervical vertebra 3
odontoid process of cervical vertebra 2
vertebral bone 2
vertebral bone 1
hyoid bone
cervical vertebra
mammalian cervical vertebra 4
sacral vertebra
mammalian cervical vertebra 5
fused sacrum
vertebral column
caudal vertebra
coccyx
lumbar vertebra 5
lumbar vertebra 1
patella
lumbar vertebra 2
lumbar vertebra 3
lumbar vertebra 4
lumbar vertebra
thoracic vertebra 5
thoracic vertebra 6
thoracic vertebra 7
thoracic vertebra 9
thoracic vertebra 10
thoracic vertebra 11
thoracic vertebra 12
thoracic vertebra 8
thoracic vertebra 1
thoracic vertebra 2
thoracic vertebra 3
thoracic vertebra
humerus
ccf_located_in
rdfs:subClassOf
part of
connected to
ccf_part_of
has part

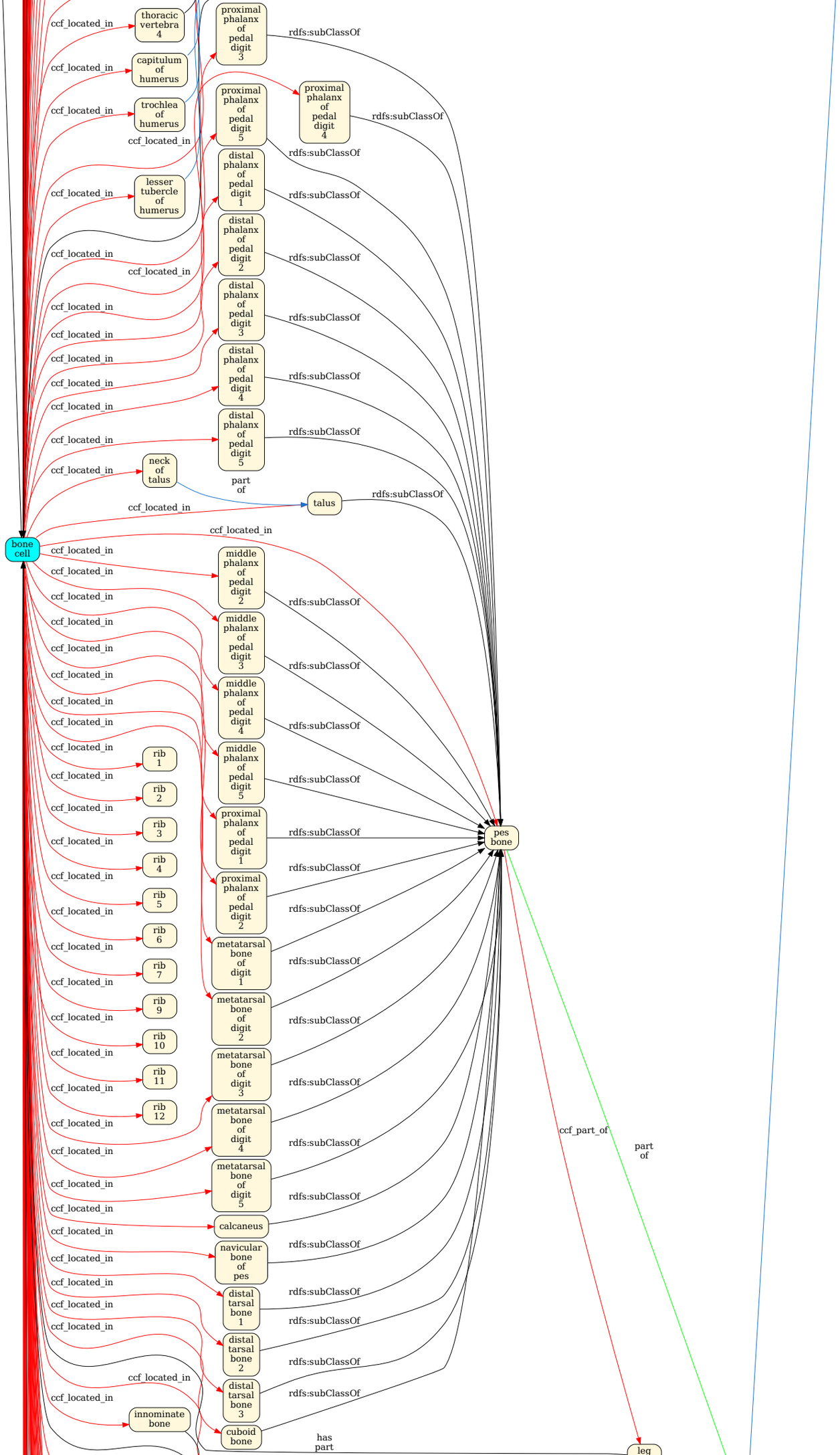
bone cell
thoracic vertebra 4
capitulum of humerus
trochlea of humerus
lesser tubercle of humerus
neck of talus
talus
proximal phalanx of pedal digit 3
proximal phalanx of pedal digit 5
proximal phalanx of pedal digit 4
distal phalanx of pedal digit 1
distal phalanx of pedal digit 2
distal phalanx of pedal digit 3
distal phalanx of pedal digit 4
distal phalanx of pedal digit 5
middle phalanx of pedal digit 2
middle phalanx of pedal digit 3
middle phalanx of pedal digit 4
middle phalanx of pedal digit 5
proximal phalanx of pedal digit 1
proximal phalanx of pedal digit 2
metatarsal bone of digit 1
metatarsal bone of digit 2
metatarsal bone of digit 3
metatarsal bone of digit 4
metatarsal bone of digit 5
calcaneus
navicular bone of pes
distal tarsal bone 1
distal tarsal bone 2
distal tarsal bone 3
cuboid bone
innominate bone
rib 1
rib 2
rib 3
rib 4
rib 5
rib 6
rib 7
rib 9
rib 10
rib 11
rib 12
pes bone
leg
ccf_located_in
rdfs:subClassOf
part of
ccf_part_of
has part

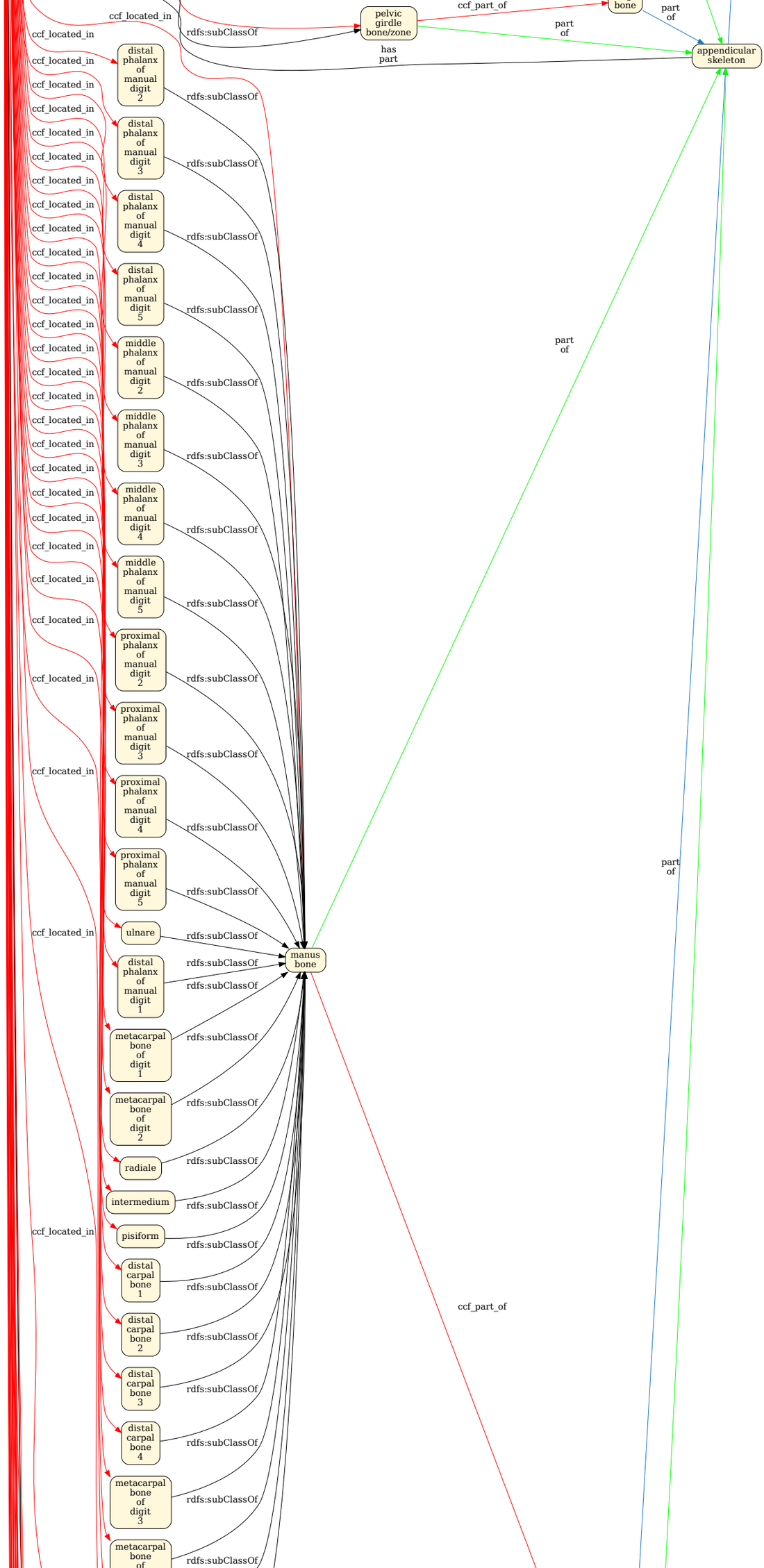
pelvic girdle bone/zone
bone
appendicular skeleton
manus bone
distal phalanx of manual digit 2
distal phalanx of manual digit 3
distal phalanx of manual digit 4
distal phalanx of manual digit 5
middle phalanx of manual digit 2
middle phalanx of manual digit 3
middle phalanx of manual digit 4
middle phalanx of manual digit 5
proximal phalanx of manual digit 2
proximal phalanx of manual digit 3
proximal phalanx of manual digit 4
proximal phalanx of manual digit 5
ulnare
distal phalanx of manual digit 1
metacarpal bone of digit 1
metacarpal bone of digit 2
radiale
intermedium
pisiform
distal carpal bone 1
distal carpal bone 2
distal carpal bone 3
distal carpal bone 4
metacarpal bone of digit 3
metacarpal bone of
ccf_located_in
rdfs:subClassOf
ccf_part_of
part of
has part

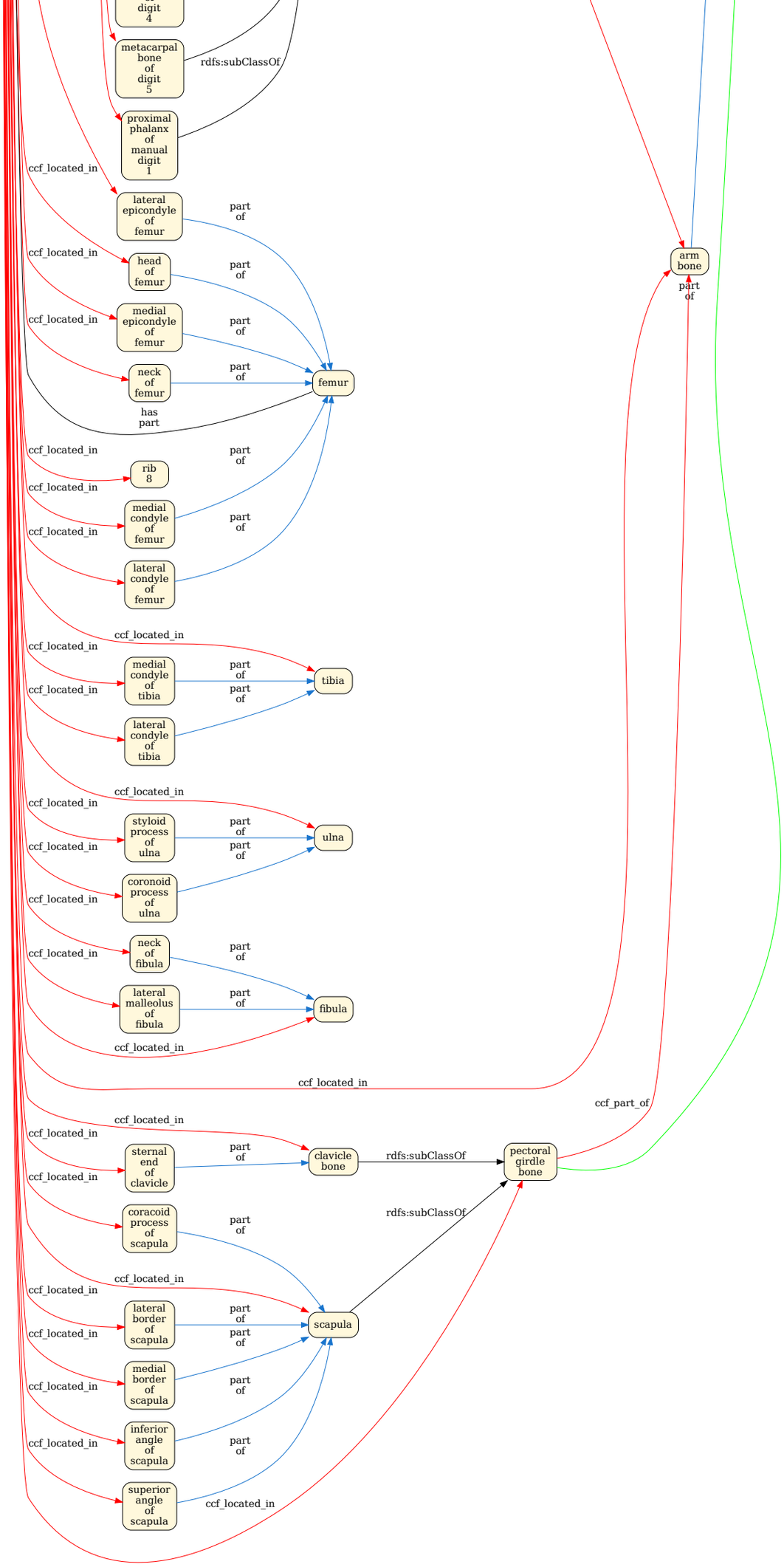
digit 4
metacarpal bone of digit 5
rdfs:subClassOf
proximal phalanx of manual digit 1
ccf_located_in
lateral epicondyle of femur
part of
head of femur
medial epicondyle of femur
neck of femur
femur
has part
rib 8
medial condyle of femur
lateral condyle of femur
medial condyle of tibia
tibia
lateral condyle of tibia
styloid process of ulna
ulna
coronoid process of ulna
neck of fibula
lateral malleolus of fibula
fibula
arm bone
ccf_part_of
sternal end of clavicle
clavicle bone
pectoral girdle bone
coracoid process of scapula
scapula
lateral border of scapula
medial border of scapula
inferior angle of scapula
superior angle of scapula